



**NATIONAL STATISTICS OFFICE OF GEORGIA**

**DOMESTIC TOURISM STATISTICS  
IN GEORGIA  
I QUARTER, 2026**



25.05.2026  
[www.geostat.ge](http://www.geostat.ge)

## NATIONAL STATISTICS OFFICE OF GEORGIA

25.05.2026

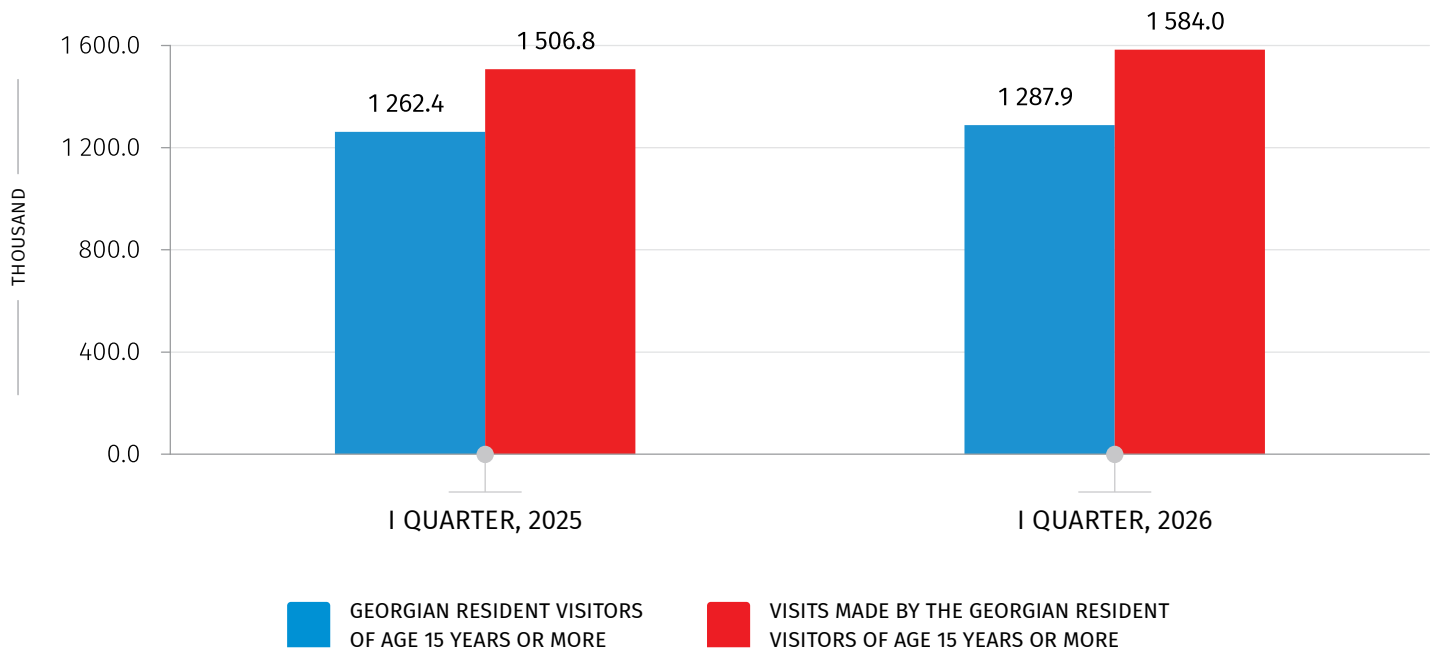
### DOMESTIC TOURISM STATISTICS (I QUARTER, 2026)

In the I quarter of 2026 the monthly average number of Georgian resident visitors aged 15 years or more equaled 1 287.9 thousand, whose monthly average number of visits on the territory of Georgia corresponded to 1 584.0 thousand. The monthly average number of visitors increased by 2.0 percent and the number of visits increased by 5.1 percent, compared to the respective period of the previous year.

The chart №1 illustrates the monthly average number of Georgian resident visitors of age 15 years or more and number of visits made by them in the I quarters of 2025 and 2026.

CHART №1

#### DISTRIBUTION OF THE MONTHLY AVERAGE NUMBER OF GEORGIAN RESIDENT VISITORS OF AGE 15 YEARS OR MORE AND VISITS MADE BY THEM ON THE TERRITORY OF GEORGIA



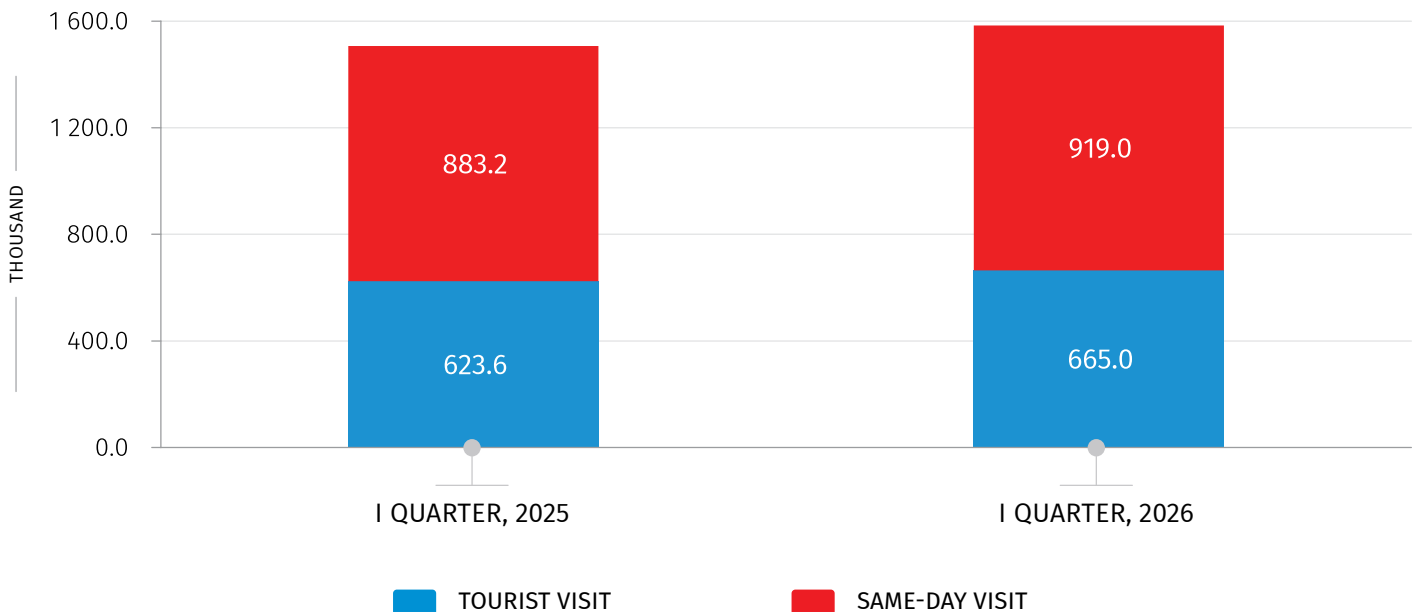
## NATIONAL STATISTICS OFFICE OF GEORGIA

25.05.2026

In the I quarter of 2026 the monthly average number of tourist visits of Georgian residents amounted to 665.0 thousand, which is 6.6 percent higher than the corresponding figure of the previous year. The chart №2 illustrates the distribution of monthly average number of visits made by Georgian resident visitors by the type of visit.

CHART №2

**DISTRIBUTION OF THE MONTHLY AVERAGE NUMBER OF VISITS MADE BY THE GEORGIAN RESIDENTS OF AGE 15 YEARS OR MORE ON THE TERRITORY OF GEORGIA BY THE TYPE OF VISIT**



## NATIONAL STATISTICS OFFICE OF GEORGIA

25.05.2026

The majority of visitors, 36.2 percent, were from the age group of 51-70 and women accounted for 55.0 percent of the total number of visitors.

CHART №3

**DISTRIBUTION OF THE MONTHLY AVERAGE NUMBER OF GEORGIAN RESIDENT VISITORS OF AGE 15 YEARS OR MORE BY THE AGE GROUPS IN THE I QUARTER OF 2026**

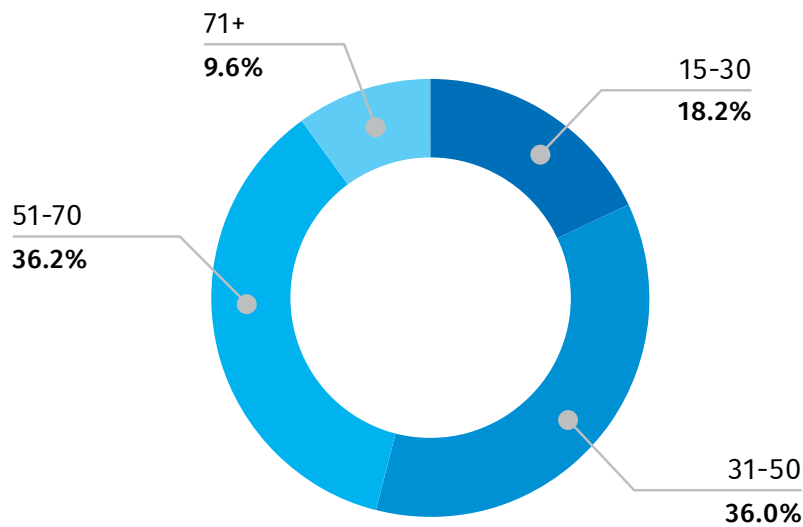
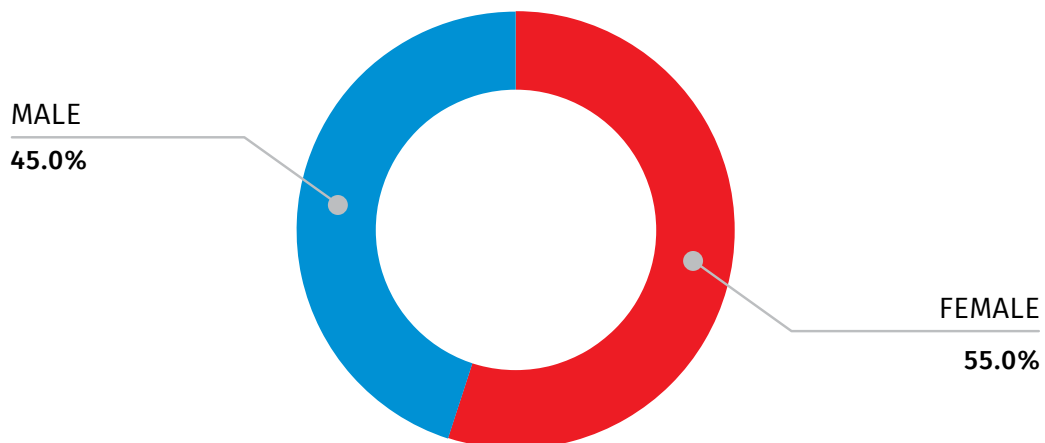


CHART №4

**DISTRIBUTION OF THE MONTHLY AVERAGE NUMBER OF GEORGIAN RESIDENT VISITORS OF AGE 15 YEARS OR MORE BY GENDER IN THE I QUARTER OF 2026**



## NATIONAL STATISTICS OFFICE OF GEORGIA

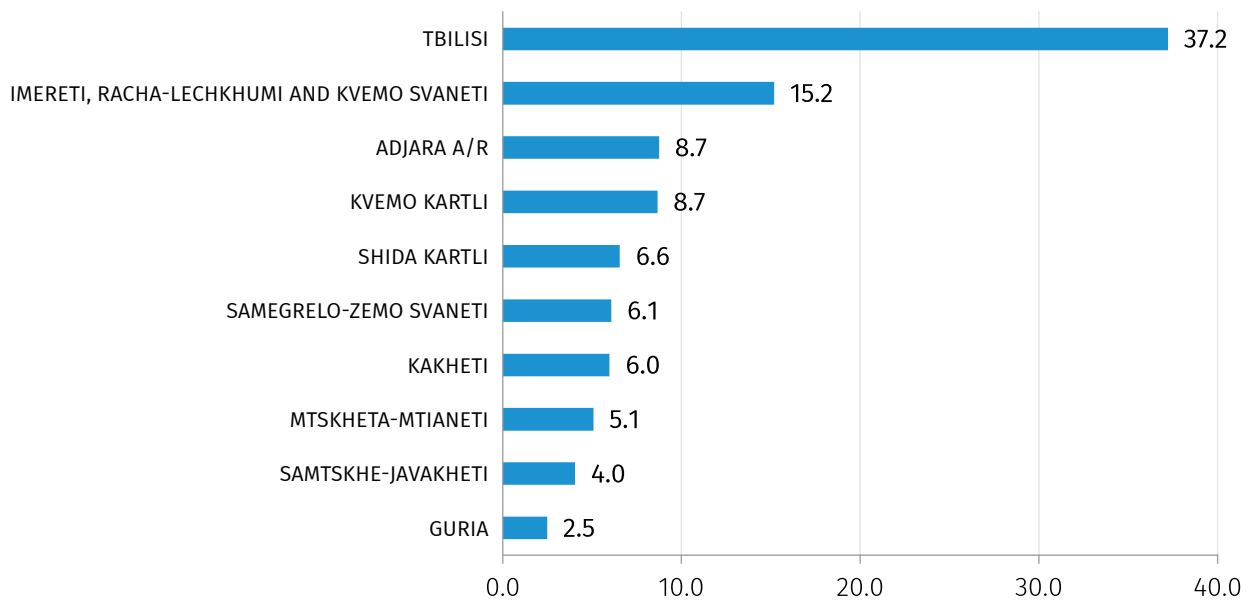
25.05.2026

According to the survey results, 37.2 percent of visitors are the residents of Tbilisi, 15.2 percent — Imereti, Racha-Lechkhumi and Kvemo Svaneti region, while the rest of the regions are represented by the relatively lower shares.

The chart №5 illustrates the distribution of the monthly average number of Georgian residents of age 15 years or more by the place of residence.

CHART №5

**DISTRIBUTION OF THE MONTHLY AVERAGE NUMBER OF GEORGIAN RESIDENT VISITORS OF AGE 15 YEARS OR MORE BY THE PLACE OF RESIDENCE IN THE I QUARTER OF 2026, %**



In the I quarter of 2026 the main purpose of the majority of visits (54.7 percent) was visiting friends/relatives.

## NATIONAL STATISTICS OFFICE OF GEORGIA

25.05.2026

TABLE №1

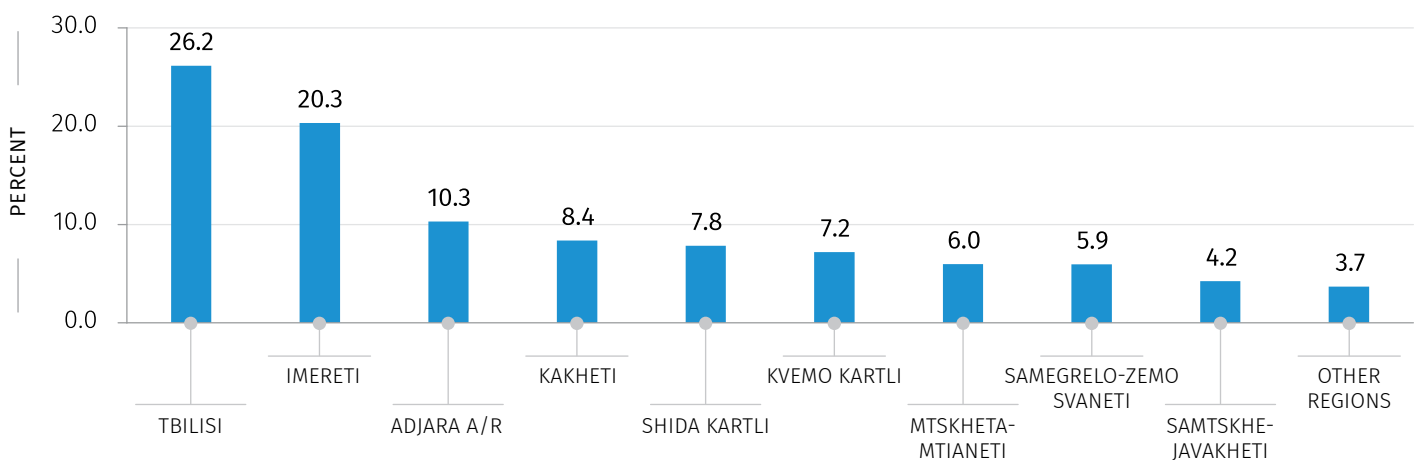
**DISTRIBUTION OF THE MONTHLY AVERAGE NUMBER OF VISITS MADE BY THE GEORGIAN RESIDENTS OF AGE 15 YEARS OR MORE ON THE TERRITORY OF GEORGIA BY THE MAIN PURPOSE OF THE VISIT IN THE I QUARTER OF 2026, THOUSAND**

MAIN PURPOSE	NUMBER OF VISITS	SHARE, %
Visiting friends/relatives	867.0	54.7
Shopping	246.0	15.5
Health and medical care	150.3	9.5
Visiting other house (cottage, etc.)	145.4	9.2
Holiday, leisure, recreation	94.6	6.0
Business or professional	24.9	1.6
Other	55.9	3.5
<b>TOTAL</b>	<b>1 584.0</b>	<b>100.0</b>

In the reporting period majority of the visits were made in Tbilisi (on average 415.0 thousand visits per month) and Imereti region (on average 322.4 thousand visits per month). The chart №6 shows the monthly average number of visits by the visited regions.

CHART №6

**DISTRIBUTION OF THE MONTHLY AVERAGE NUMBER OF VISITS MADE BY THE GEORGIAN RESIDENTS OF AGE 15 YEARS OR MORE ON THE TERRITORY OF GEORGIA BY THE VISITED REGIONS IN THE I QUARTER OF 2026**



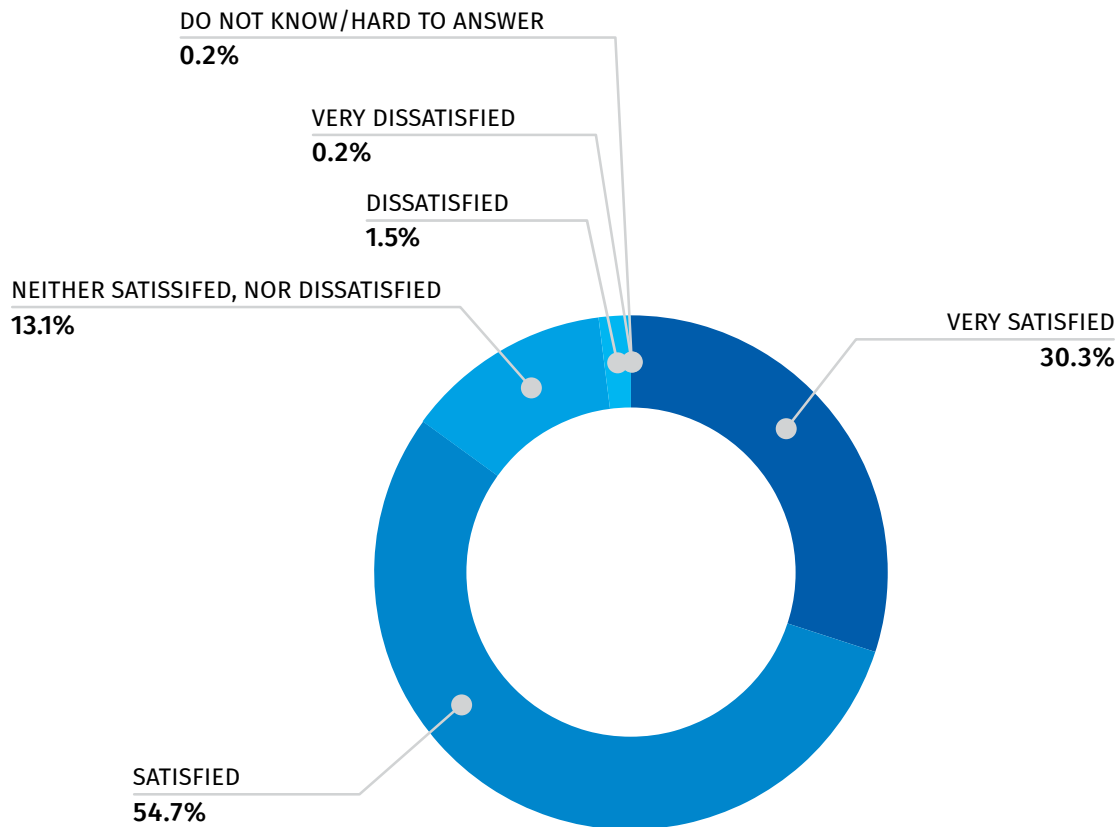
## NATIONAL STATISTICS OFFICE OF GEORGIA

25.05.2026

The chart №7 illustrates the distribution of the number of visits carried out by Georgian residents of age 15 years or more by the level of satisfaction.

CHART №7

### DISTRIBUTION OF THE MONTHLY AVERAGE NUMBER OF VISITS MADE BY THE GEORGIAN RESIDENTS OF AGE 15 YEARS OR MORE ON THE TERRITORY OF GEORGIA BY THE SATISFACTION LEVEL IN THE I QUARTER OF 2026



25.05.2026

In the I quarter of 2026 the monthly average expenditure during the visits equaled 273.6 million GEL, 12.9 percent higher compared to the corresponding figure of the previous year. Meanwhile, the average expenditure per visit increased by 7.4 percent and equaled 172.7 GEL.

TABLE №2

**DISTRIBUTION OF THE MONTHLY AVERAGE EXPENDITURE SPENT BY GEORGIAN RESIDENT VISITORS OF AGE 15 YEARS OR MORE DURING THE VISITS ON THE TERRITORY OF GEORGIA BY EXPENDITURE CATEGORIES IN THE I QUARTER OF 2026**

EXPENDITURE CATEGORIES	EXPENDITURE (MLN. GEL)	SHARE, %	AVERAGE EXPENDITURE PER VISIT (GEL)
Shopping	101.6	37.1	64.2
Transport	53.5	19.6	33.8
Foods and drinks	53.1	19.4	33.5
Accommodation	8.4	3.1	5.3
Holiday, leisure, recreation, cultural and sporting activities	2.7	1.0	1.7
Other expenditure	54.2	19.8	34.2
<b>TOTAL EXPENDITURE</b>	<b>273.6</b>	<b>100.0</b>	<b>172.7</b>

**Notice:** Some discrepancies between the totals and the sums can be explained by rounding the data.

**CONTACT PERSONS:**

Daviti Zhorzholiani, Tel.: (+995 32) 2 36 72 10 (601) E-mail: [dzhorzholiani@geostat.ge](mailto:dzhorzholiani@geostat.ge)

Mariam Kavelashvili, Tel.: (+995 32) 2 36 72 10 (020), E-mail: [mkavelashvili@geostat.ge](mailto:mkavelashvili@geostat.ge)