

NATIONAL STATISTICS OFFICE OF GEORGIA

SURVEY RESULTS OF WATER SUPPLY ENTERPRISES

2025



26.06.2026

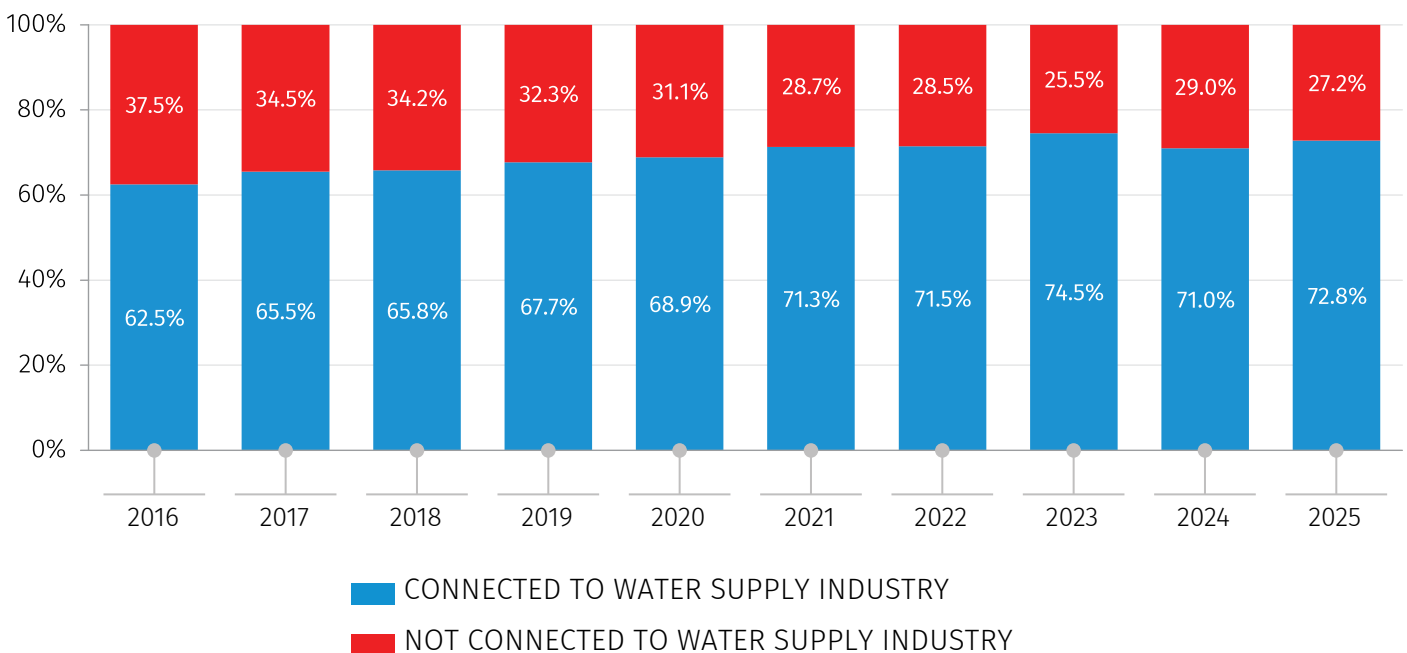
**SURVEY OF WATER SUPPLY ENTERPRISES
(2025)**

Referring to survey results, in 2025, 28 enterprises were involved in water supply activities in Georgia. The volume of water provided to households amounted to 258.6 million cubic metres which is 6.2 percent higher compared to 2024 (243.4 million cubic meters). As of December 31, 2025, the number of population connected to water supply industry amounted to 2.87 million (72.8 %) which is 2.9 percent higher compared to 2024 (2.79 million).

The chart below presents the share of population connected to water supply industry in 2016-2025 (chart №1).

CHART №1

**POPULATION CONNECTED TO THE WATER SUPPLY INDUSTRY
(%)**



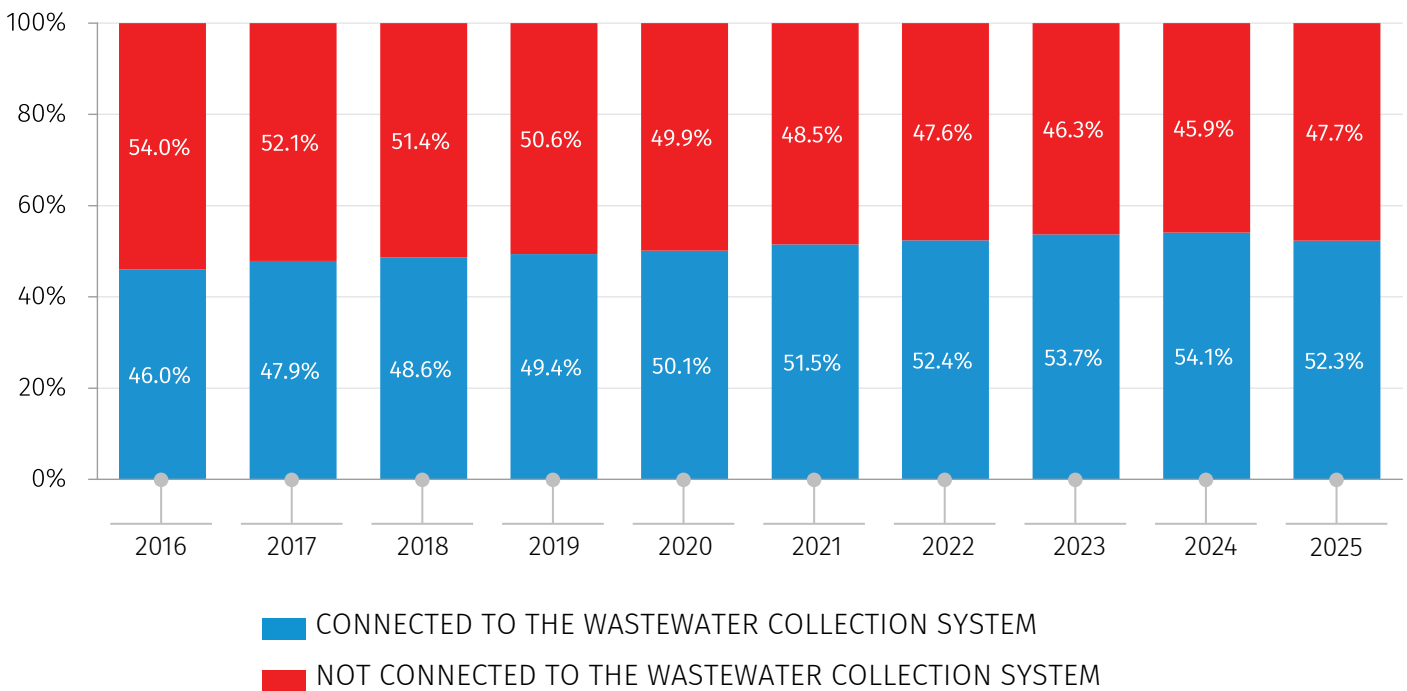
26.06.2026

In 2025, the number of population connected to a wastewater collecting system increased by 3.0 percent compared to the year prior (2.00 million) and amounted to 2.06 million (52.3 %), while the number of population connected to wastewater treatment facilities increased by 3.1 percent compared to previous year (1.59 million) and reached 1.64 million (41.6% of total population).

The charts below present the share of population connected to a wastewater collecting system (chart №2) and the share of population connected to wastewater treatment facilities (chart №3) in 2016-2025.

CHART №2

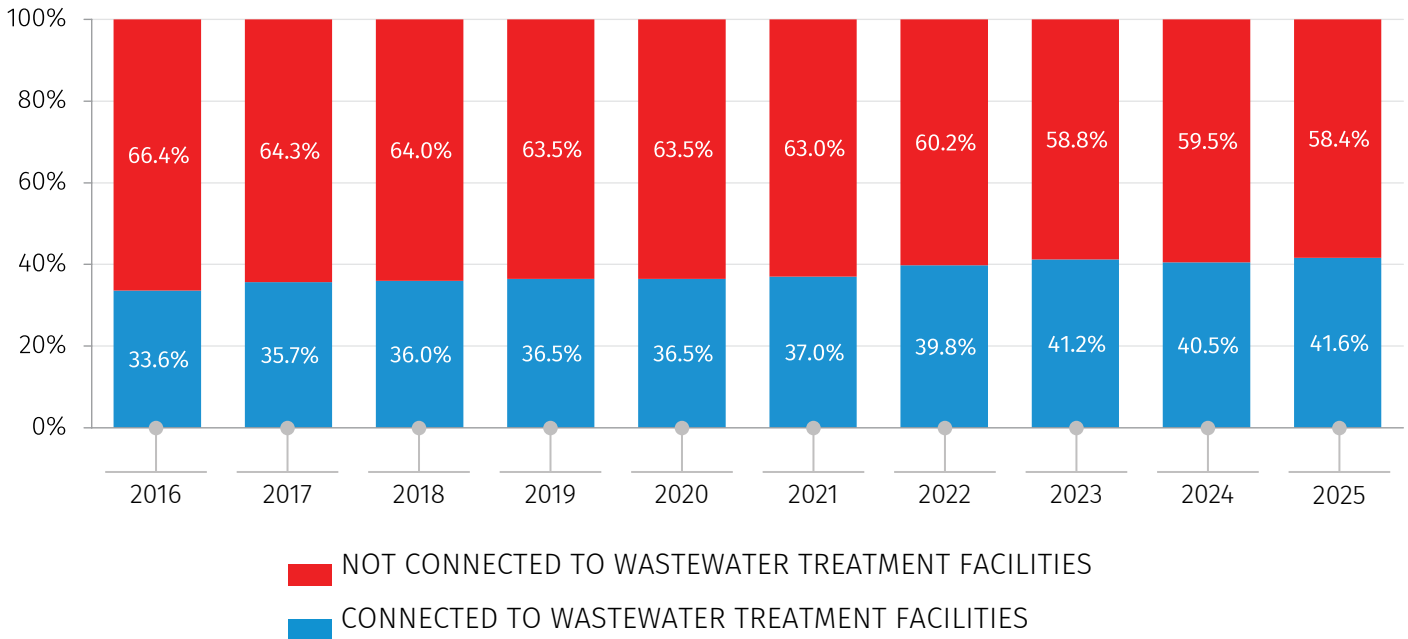
POPULATION CONNECTED TO THE WASTEWATER COLLECTION SYSTEM
(%)



26.06.2026

CHART №3

POPULATION CONNECTED TO WASTEWATER TREATMENT FACILITIES
(%)



CONTACT PERSONS:

Giorgi Sanadze, Tel: (+995 32) 236 72 10 (500), E-mail: gsanadze@geostat.ge

Mariam Kavelashvili, Tel: (+995 32) 236 72 10 (020), E-mail: mkavelashvili@geostat.ge