

**NATIONAL STATISTICS OFFICE OF GEORGIA**

# **INFLATION RATE IN GEORGIA**

**JUNE 2026**



## NATIONAL STATISTICS OFFICE OF GEORGIA

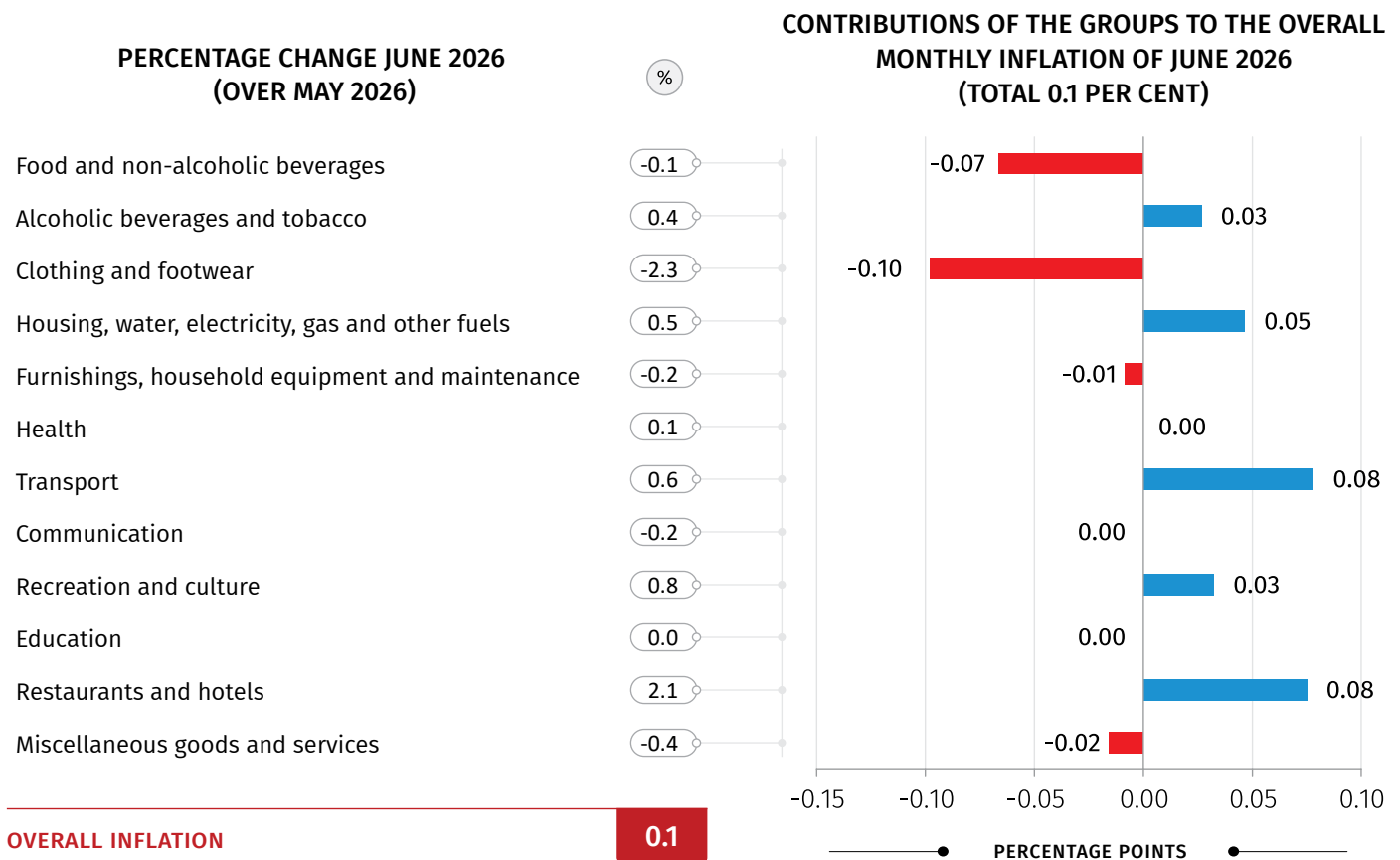
03.07.2026

### INFLATION RATE IN GEORGIA, JUNE 2026

In June 2026 the Consumer Price Index increased by 0.1 percent compared to the previous month, while the annual inflation rate amounted to 5.8 percent.

With regard to the annual core inflation<sup>1</sup>, the prices increased by 3.5 percent, while the annual core inflation without tobacco<sup>2</sup> amounted to 3.2 percent.

The following table shows percentage changes in prices for the commodity groups of the consumer basket as well as the relevant contributions to the overall monthly inflation rate.



\* Individual contributions not sum up to the total due to rounding.

<sup>1</sup>Core inflation is calculated by excluding the following groups of goods and services from the consumer basket: food and non-alcoholic beverages, energy, regulated tariffs, transport (specific tariffs).

<sup>2</sup>Core Inflation without tobacco is calculated by excluding the following groups of goods and services from the consumer basket: food and non-alcoholic beverages, tobacco; energy, regulated tariffs, transport (specific tariffs).

03.07.2026

The monthly inflation rate was mainly influenced by price changes for the following groups:

**Restaurants and hotels:** the prices for the group posted a 2.1 percent increase, with the relevant contribution of 0.08 percentage points to the monthly inflation rate. Within the group the prices were higher for both accommodation services (4.1 percent) and catering services (1.7 percent);

**Transport:** the prices for the group increased by 0.6 percent, contributing 0.08 percentage points to the overall index. Within the group the prices were higher mainly for transport services (2.9 percent) and operation of personal transport equipment (0.2 percent);

**Clothing and footwear:** the prices decreased by 2.3 percent, contributing -0.1 percentage points to the overall monthly inflation rate. Prices were lower for both clothing (-3.1 percent) and footwear (-0.6 percent);

**Food and non-alcoholic beverages:** the prices for the group decreased by 0.1 percent, contributing -0.07 percentage points to the overall monthly inflation rate. The prices decreased for the following subgroups: milk, cheese and eggs (-1.5 percent), sugar, jam, honey, chocolate and confectionery (-1.3 percent), vegetables (-1.1 percent), coffee, tea and cocoa (-0.7 percent). At the same time, prices increased for fruit and grapes (3.3 percent), fish (1.5 percent), meat (0.5 percent), bread and cereals (0.1 percent), mineral waters, soft drinks, fruit and vegetable juices (0.1 percent).

The following table shows percentage changes in prices for the commodity groups of the consumer basket, as well as the relevant contributions to the overall annual inflation rate in June 2026.

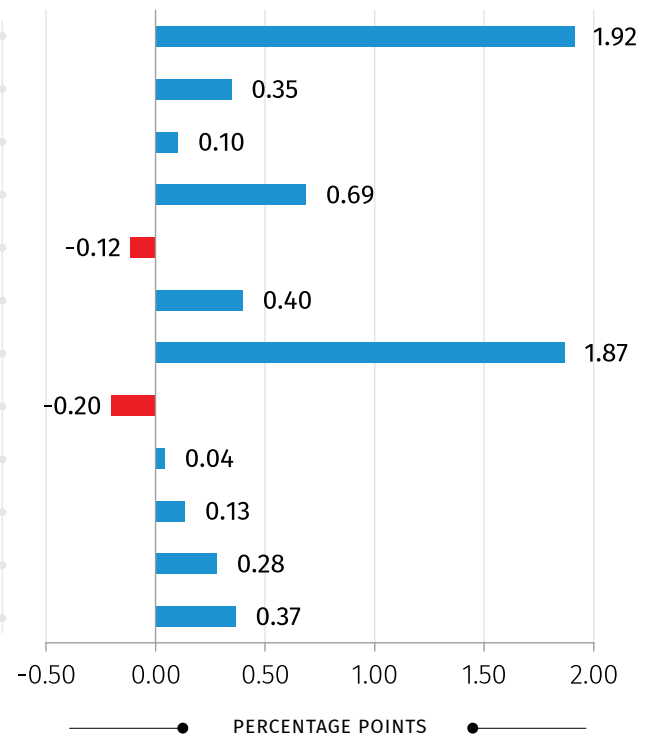
## NATIONAL STATISTICS OFFICE OF GEORGIA

03.07.2026

### PERCENTAGE CHANGE JUNE 2026 (OVER JUNE 2025)



### CONTRIBUTIONS OF THE GROUPS TO THE OVERALL ANNUAL INFLATION OF JUNE 2026 (TOTAL 5.8 PER CENT)



### OVERALL INFLATION

5.8

\* Individual contributions not sum up to the total due to rounding.

The annual inflation rate was mainly influenced by price changes for the following groups:

**Food and non-alcoholic beverages:** the prices in the group increased by 5.6 percent, contributing 1.92 percentage points to the overall annual inflation rate. Within the group the prices increased for the following subgroups: fish (20.4 percent), meat (9.8 percent), fruit and grapes (8.7 percent), bread and cereals (6.6 percent), sugar, jam, honey, chocolate and confectionery (5.5 percent), oils and fats (5.5 percent), coffee, tea and cocoa (4.2 percent), mineral waters, soft drinks, fruit and vegetable juices (1.8 percent), milk, cheese and eggs (1.8 percent), vegetables (0.4 percent);

**Transport:** the prices for the group increased by 16.5 percent, contributing 1.87 percentage points to the overall index. Within the group the prices increased for operation of personal transport equipment (24.0 percent) and transport services (11.8 percent);

**Housing, water, electricity, gas and other fuels:** the prices for the group increased by 7.2 percent, contributing 0.69 percentage points to the overall index. The prices were higher for the subgroups

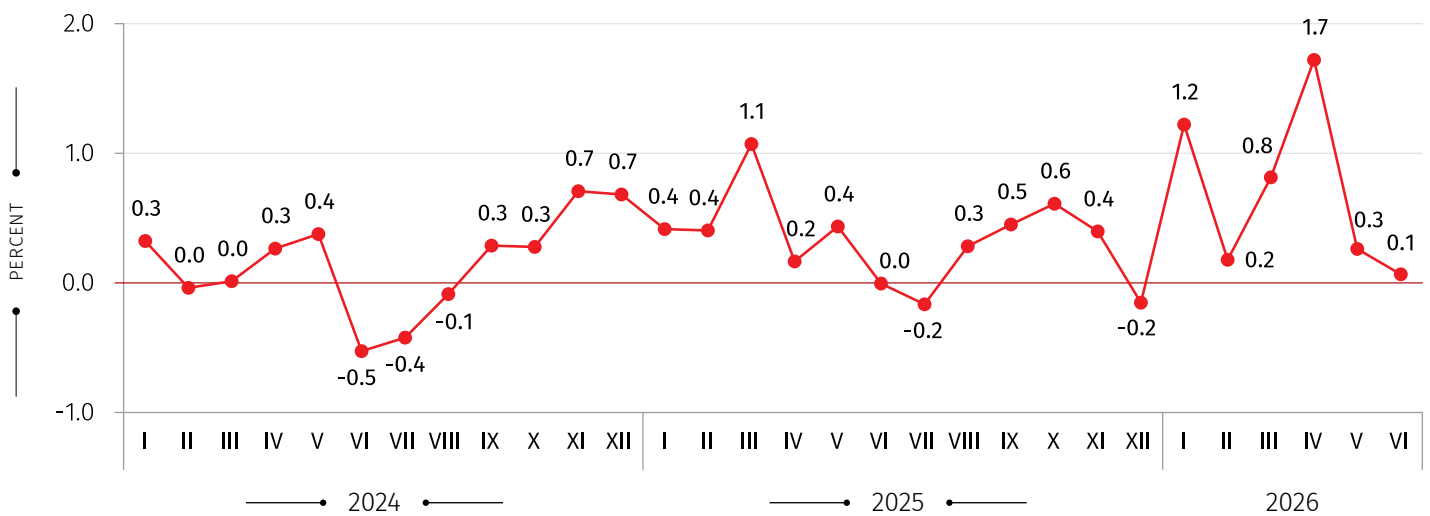
## NATIONAL STATISTICS OFFICE OF GEORGIA

03.07.2026

of electricity, gas and other fuels (10.1 percent), maintenance and repair of the dwelling (6.8 percent) and actual rentals for housing (5.4 percent);

**Health:** the prices increased by 4.7 percent, contributing 0.4 percentage points to the overall index. The prices were higher for the following subgroups: medical products, appliances and equipment (7.5 percent), out-patient services (3.0 percent).

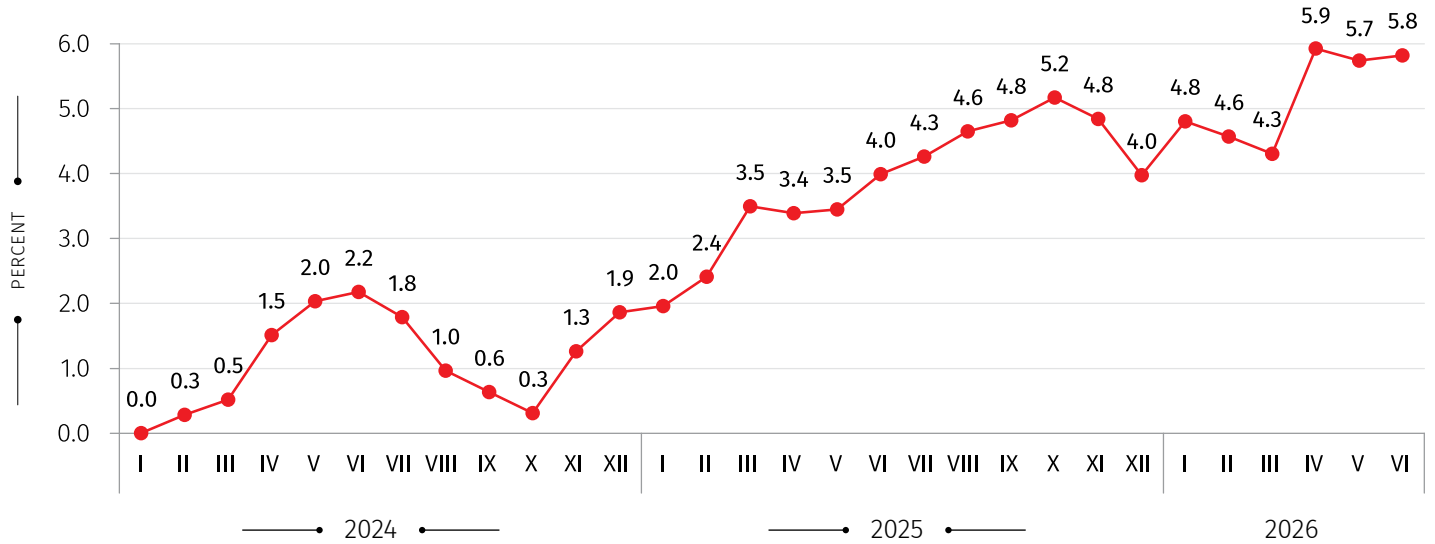
### MONTHLY INFLATION



# NATIONAL STATISTICS OFFICE OF GEORGIA

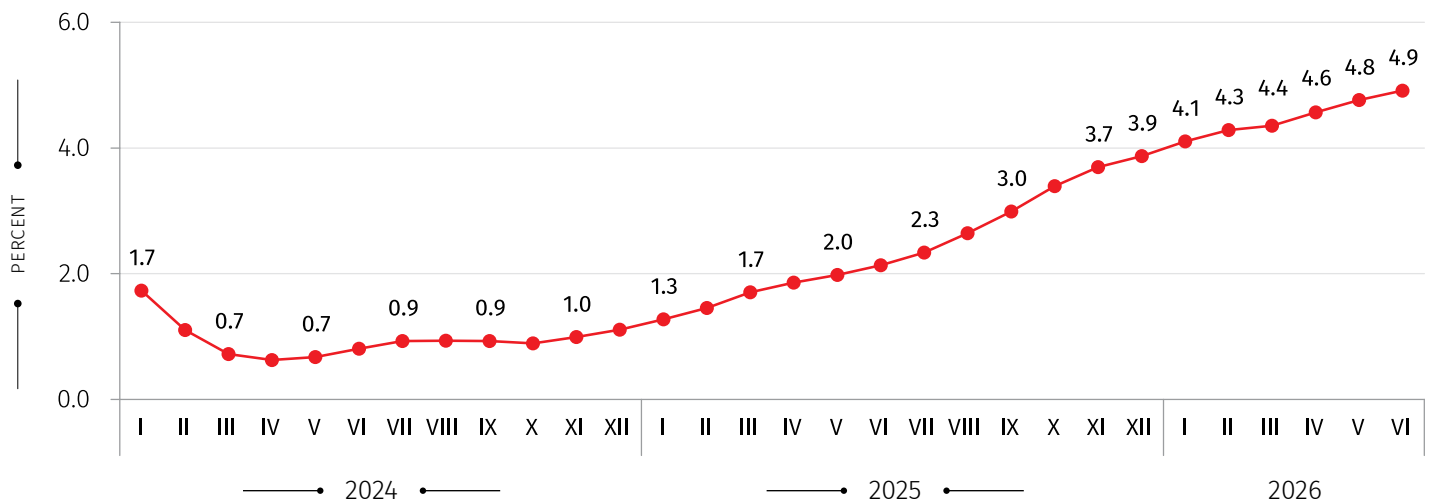
03.07.2026

## ANNUAL INFLATION RATE IN GEORGIA (YEAR-ON-YEAR CHANGE)



## AVERAGE INFLATION RATE

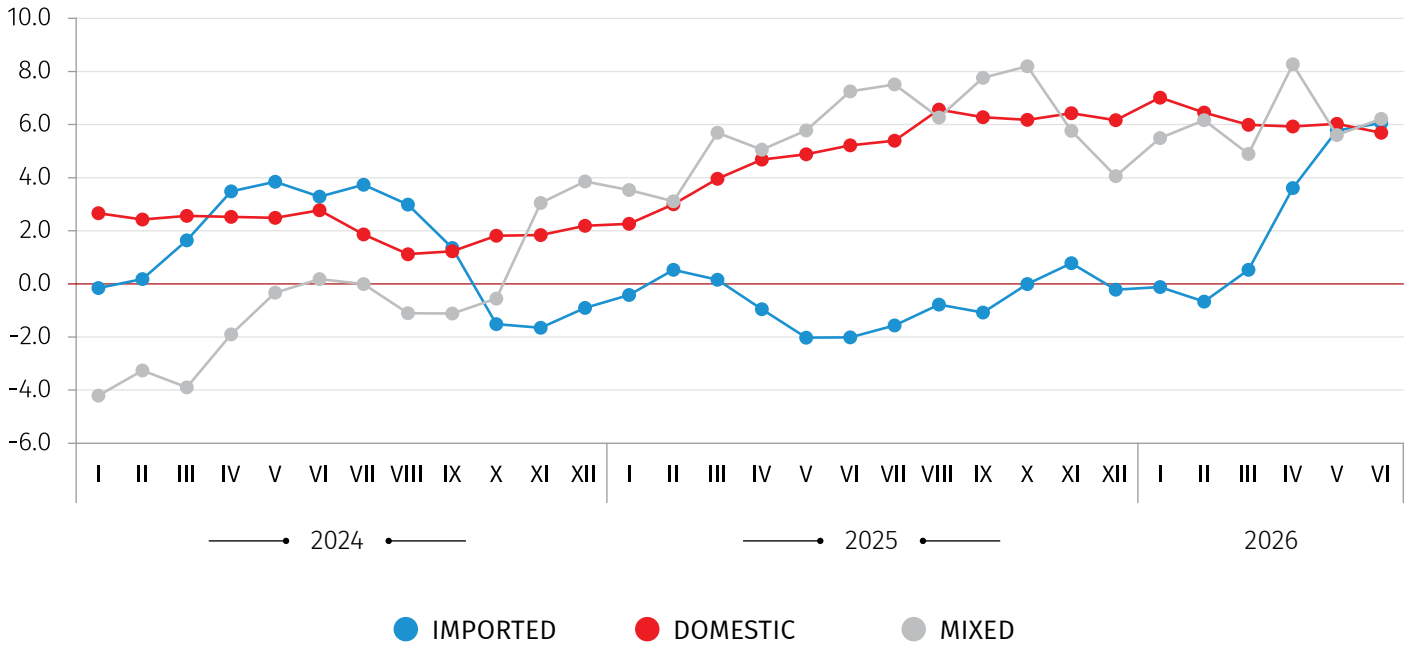
(12 MONTH AVERAGE OVER THE PREVIOUS 12 MONTH AVERAGE, PERCENTAGE CHANGE)



# NATIONAL STATISTICS OFFICE OF GEORGIA

03.07.2026

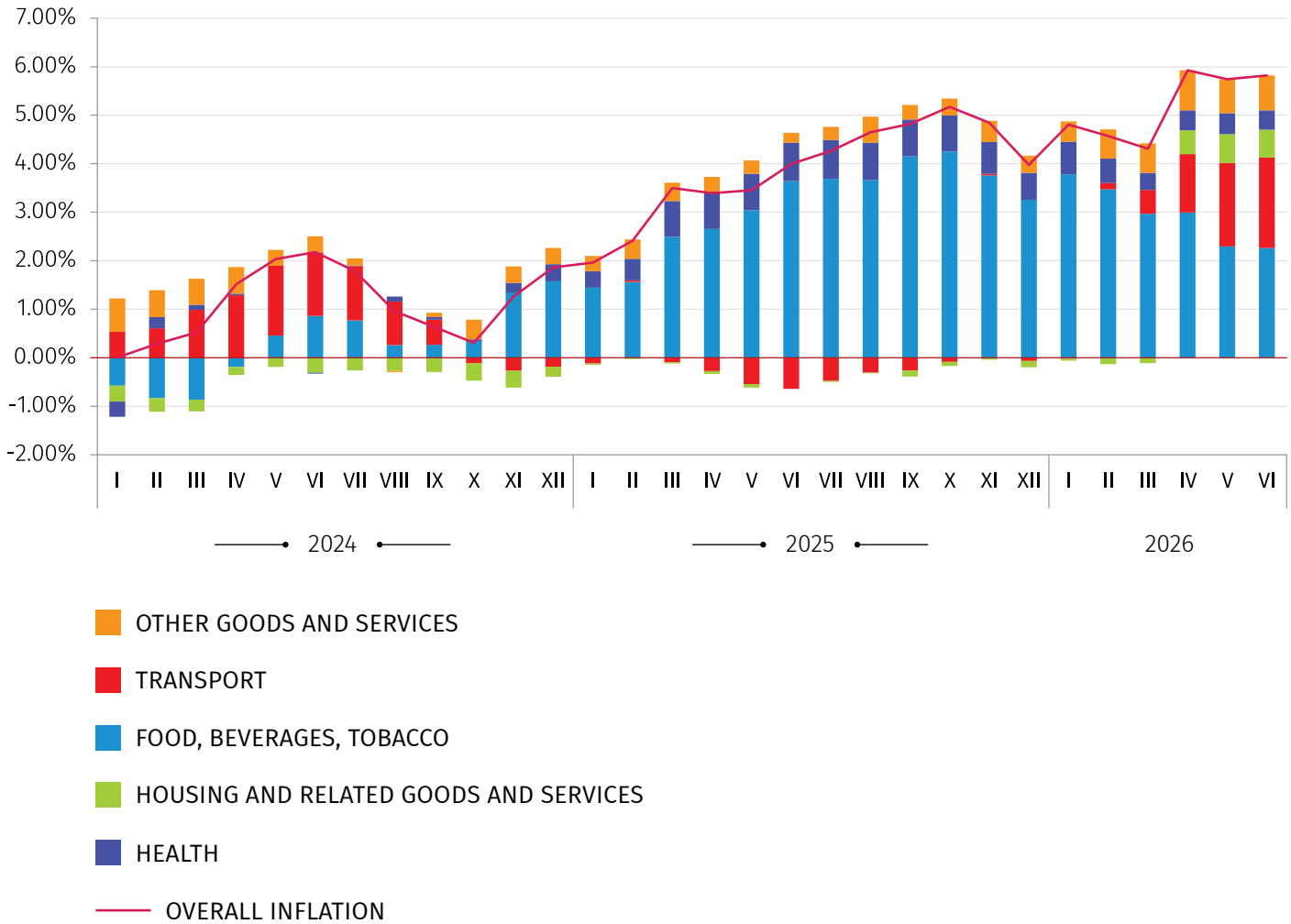
## ANNUAL INFLATION BY ORIGIN OF PRODUCTS, (%)



## NATIONAL STATISTICS OFFICE OF GEORGIA

03.07.2026

### DECOMPOSITION OF ANNUAL INFLATION, (PERCENTAGE POINT)



#### CONTACT PERSONS:

Giorgi Tetrauli,  
Tel: (+995 32) 236 72 10 (400)  
E-mail: [gtetrauli@geostat.ge](mailto:gtetrauli@geostat.ge)

Mariam Kavelashvili,  
Tel: (+995 32) 236 72 10 (020).  
E-mail: [mkavelashvili@geostat.ge](mailto:mkavelashvili@geostat.ge)